



2025 annual report to the Community
Stirling East Primary School

Stirling East Primary School number: 413

Partnership: Mount Lofty



School principal:

Jess Moroney

Signature

Date of endorsement:

10/02/2026



Context Statement

Stirling East Primary School caters for students from R-6. At the time of this report, the enrolment in 2025 is 516. Stirling East Primary School is classified as Category 7 on the Department for Education Index of Educational Disadvantage. At the time of this report, the school population includes , 4% students with disabilities. Further information about the school is available on the school's website (including its context statement), as well as the My School website.

Data Source: Department for Education data holdings from Mid census captured in AUGUST 2025.

Governing Council Report

Stirling East Primary School continues to deliver a highly engaging, positive, and productive educational experience for students across all year levels. The consistently strong outcomes achieved by the school over many years reflect the energy, passion, and dedication of its staff. On behalf of the Governing Council, I would like to extend our sincere thanks to Jess Moroney, Chris Bennie, the extended leadership team, and all school staff for their ongoing commitment to the care, support, and education of our children.

During 2025, the Governing Council welcomed new members Nardia Munt, Laura Harley, and Greg Bond. We also farewelled Aja Mackenzie-Burdon, Floria Talajan, Miriam Zhu, and Treasurer Graham Bartel, who relocated to Brisbane with his family later in the year. I would like to acknowledge and thank Cameron Thomson, who stepped into the Treasurer role for the remainder of the year. The Governing Council greatly appreciates the efforts, time, and dedication of all members who have supported the school over the past year.

The Governing Council continues to oversee and support the Outside School Hours Care (OSHC), canteen, and uniform shop, ensuring these services maintain a high standard of support for students and families. OSHC continues to operate exceptionally well under the leadership of Amie Tanner. Amie and her dedicated team consistently develop new and engaging activities for students throughout the year. The holiday programs remain particularly valued by families, offering a diverse range of on-site and external activities. Melissa and her team also continue to deliver an outstanding canteen service, operating efficiently and reliably for the school community.

In March 2025, Stirling East Primary School officially launched its first Reconciliation Action Plan (RAP). Many of the RAP actions were already embedded within the school's culture and daily practices. The RAP Committee refreshed its membership, bringing together parents, staff, students, and external consultants. Looking ahead, the school will continue to implement reconciliation initiatives both within classrooms and across the school grounds. This includes the development of an interactive reconciliation trail, a multi-year initiative designed to engage both the school and broader community while bringing reconciliation to life across our Adelaide Hills campus.

The Governing Council Fundraising Committee again played a vital role in supporting the school throughout the year, delivering a number of successful and well-supported events. These included the ever-popular wine drive, a highly enjoyable parents' night at the Stirling Hotel, cake stalls at Sports Day, and several other fundraising activities. Funds raised contribute directly to upgrades and improvements to school facilities. I would like to thank Sam Begg, Claire Kidd, Laura Harley, Nardia Munt, and Inge Parodi for their hard work and commitment to the fundraising efforts.

The Council would like to acknowledge and sincerely thank Vik, Cameron and Greg for their ongoing commitment to coordinating working bees, events, and the many efforts that support the maintenance and improvement of our school grounds, gardens and infrastructure. We particularly appreciate their work this year in partnering with students to deliver the Cubby Lane upgrade, helping to modernise the space and enhance its functionality for student use.

Parent volunteers continue to play a significant role across many areas of school life. Families generously contribute their time and enthusiasm through activities such as morning reading programs, Festival of Music, Choir, SAPSASA, the uniform shop, school camps, fundraising events, Sports Day, working bees, and many other initiatives. This strong level of family engagement helps foster a vibrant, supportive, and connected school community. While many staff deserve individual recognition, we were especially pleased to celebrate the remarkable milestone achieved by Jenny Needham, who reached her 50th year of teaching in 2025. Jenny, your contribution to education is truly exceptional.

The Governing Council is a committed group of volunteers who bring diverse perspectives and valuable skills to support the governance of the school. I would like to sincerely thank each member for their time, energy, and dedication to ensuring the school continues to operate effectively and collaboratively alongside school leadership and staff. I would also like to extend special thanks to Inge Parodi for her outstanding contribution and support to the Governing Council throughout the year.

Dave Gerner

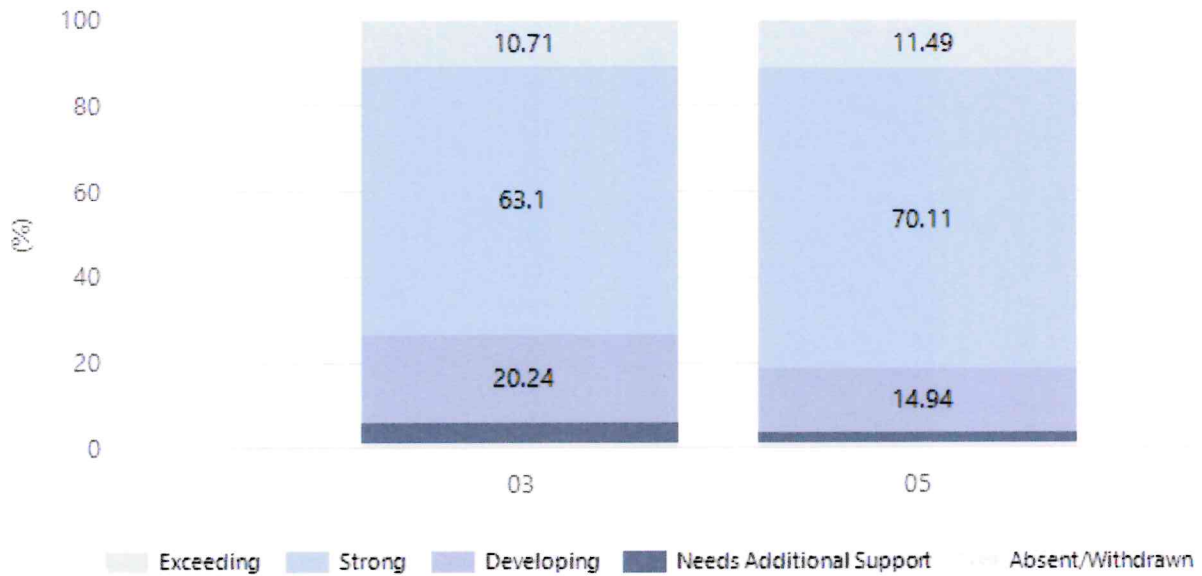
Chair – Stirling East Primary School Governing Council

Performance Summary

NAPLAN Proficiency

In 2023 the Australian Curriculum, Assessment and Reporting Authority (ACARA) - a Commonwealth Independent statutory authority - announced changes to NAPLAN performance reporting. The new approach replaces the previous numerical NAPLAN bands and the national minimum standard.

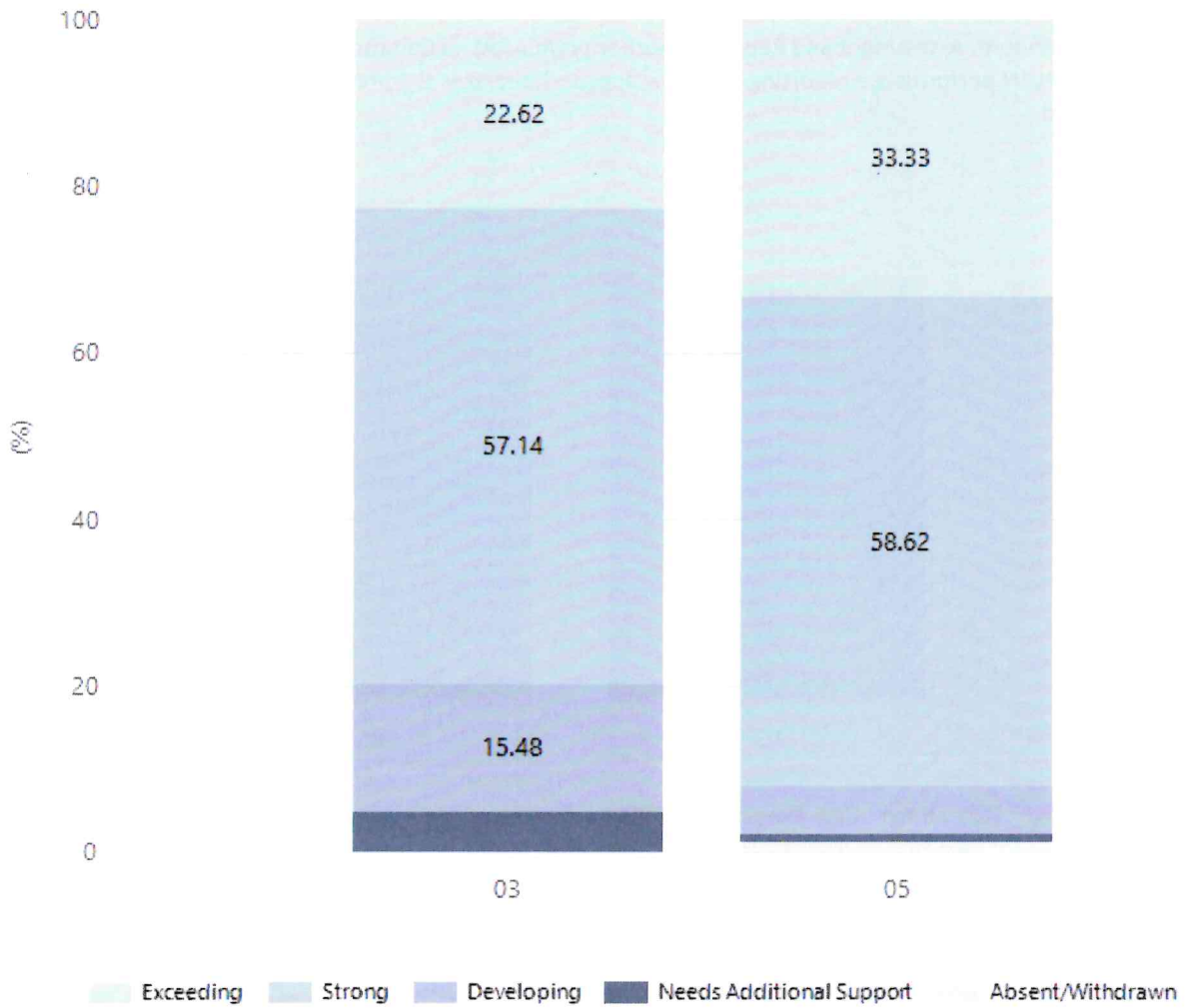
Numeracy



Year Level	03	05
Exceeding	9	10
Strong	53	61
Developing	17	13
Needs Additional Support	4	2
Absent/Withdrawn	1	1
Total	84	87

Data Source: Department for Education Assessment Data Holdings, 2025. If there are less than 6 students who sat NAPLAN in a school, no information will be shown. If a year level has less than 6 students, that year level will not be shown in NAPLAN results.

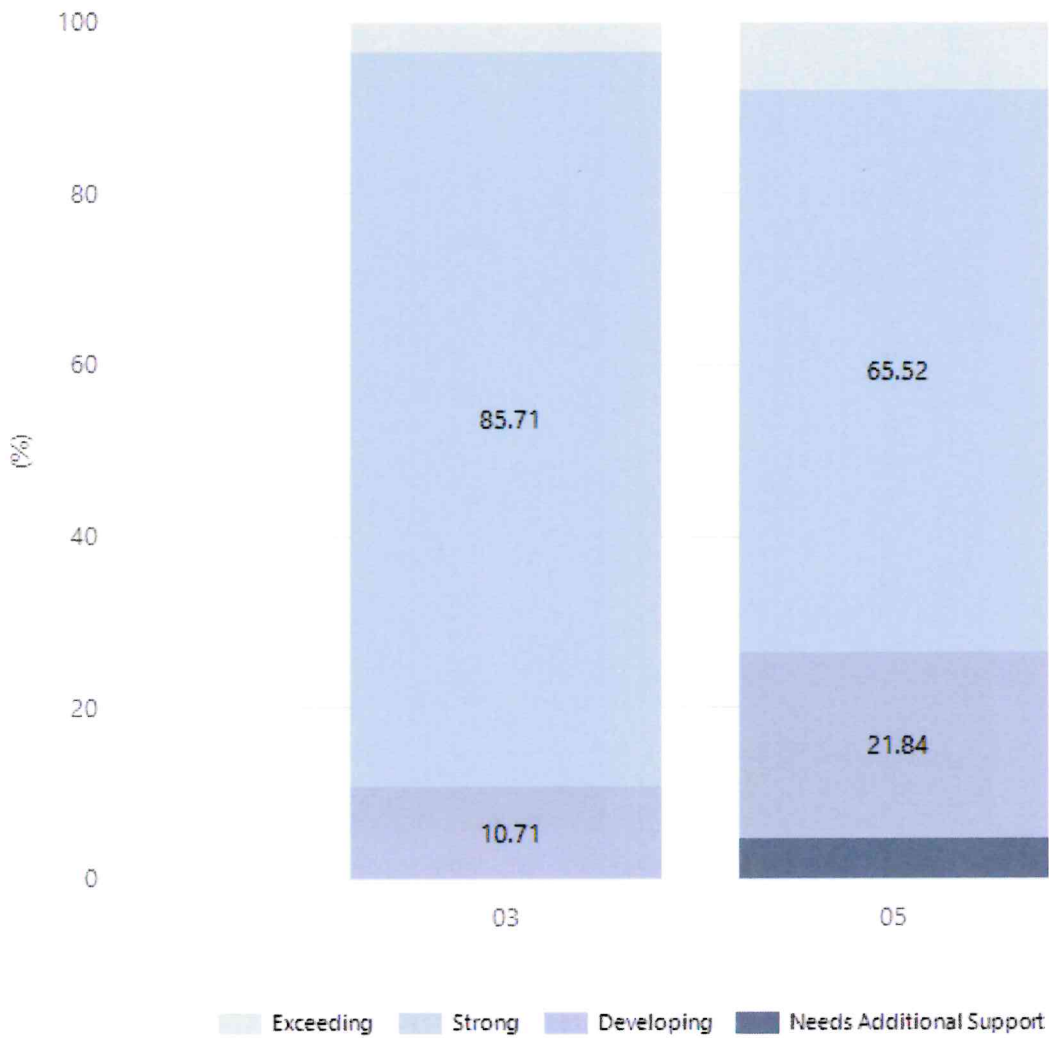
Reading



Year Level	03	05
Exceeding	19	29
Strong	48	51
Developing	13	5
Needs Additional Support	4	1
Absent/Withdrawn		1
Total	84	87

Data Source: Department for Education Assessment Data Holdings, 2025. If there are less than 6 students who sat NAPLAN in a school, no information will be shown. If a year level has less than 6 students, that year level will not be shown in NAPLAN results.

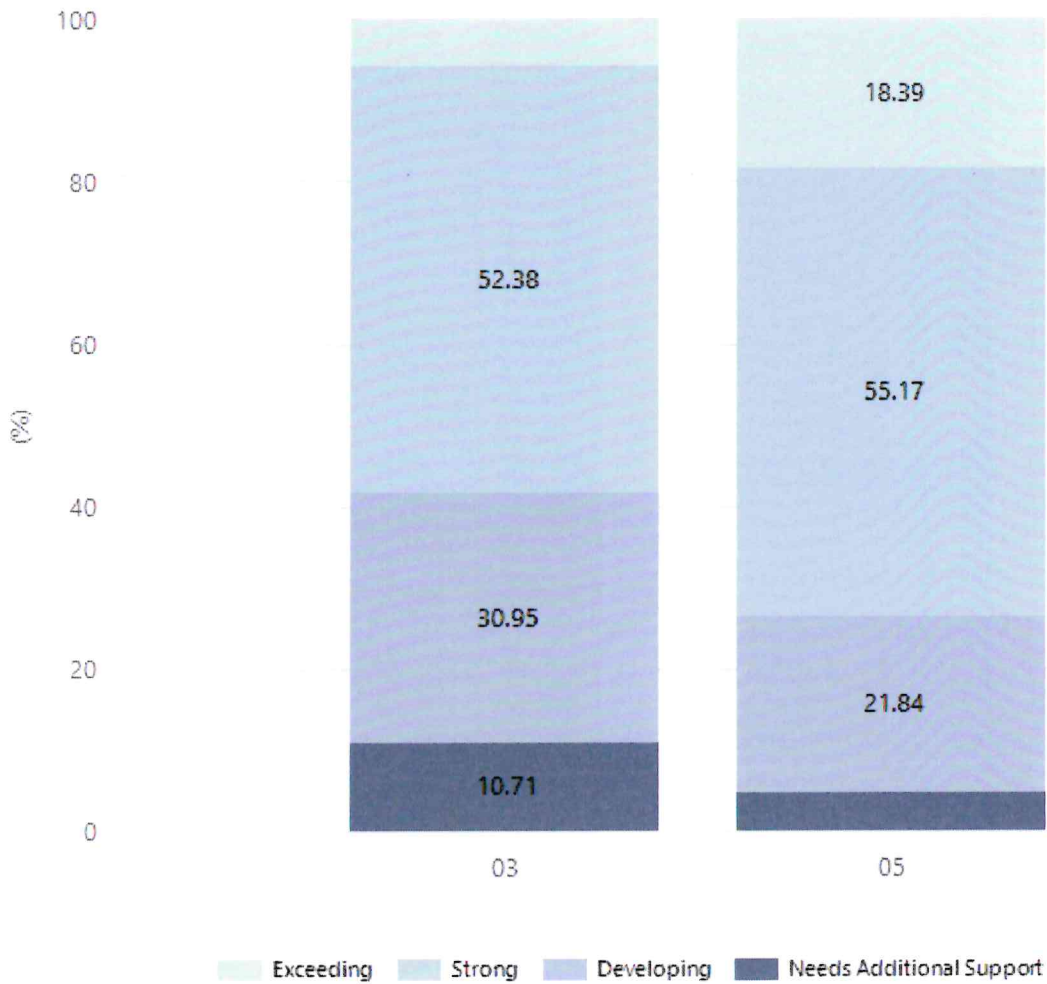
Writing



Year Level	03	05
Exceeding	3	7
Strong	72	57
Developing	9	19
Needs Additional Support		4
Total	84	87

Data Source: Department for Education Assessment Data Holdings, 2025. If there are less than 6 students who sat NAPLAN in a school, no information will be shown. If a year level has less than 6 students, that year level will not be shown in NAPLAN results.

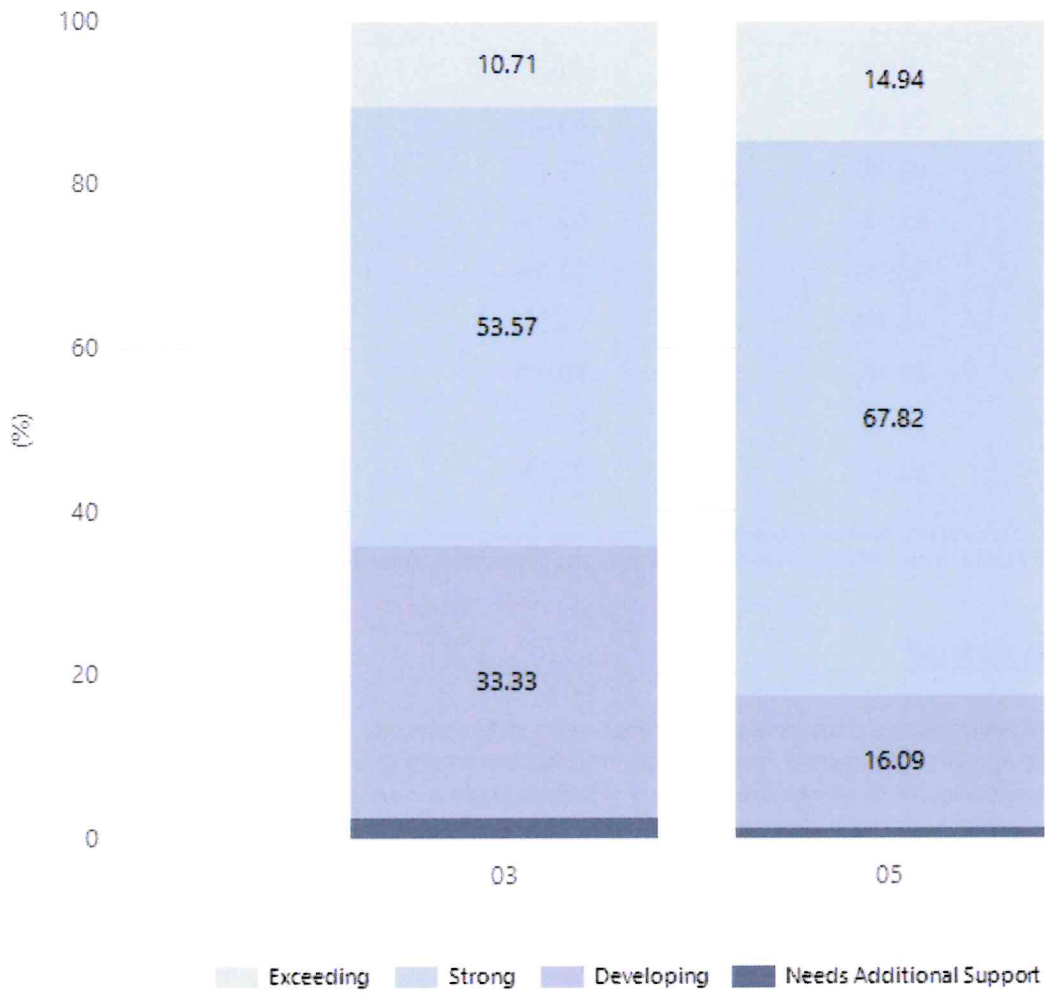
Grammar



Year Level	03	05
Exceeding	5	16
Strong	44	48
Developing	26	19
Needs Additional Support	9	4
Total	84	87

Data Source: Department for Education Assessment Data Holdings, 2025. If there are less than 6 students who sat NAPLAN in a school, no information will be shown. If a year level has less than 6 students, that year level will not be shown in NAPLAN results.

Spelling



Year Level	03	05
Exceeding	9	13
Strong	45	59
Developing	28	14
Needs Additional Support	2	1
Total	84	87

Data Source: Department for Education Assessment Data Holdings, 2025. If there are less than 6 students who sat NAPLAN in a school, no information will be shown. If a year level has less than 6 students, that year level will not be shown in NAPLAN results.

School Attendance

Year Level	2023	2024	2025
Reception	92.6%	93.0%	92.6%
Year 01	92.9%	93.8%	91.9%
Year 02	91.5%	92.2%	93.9%
Year 03	92.4%	92.0%	92.9%
Year 04	92.1%	92.5%	93.0%
Year 05	91.1%	90.2%	90.4%
Year 06	90.7%	92.2%	92.4%
Total	92.0%	92.3%	92.4%

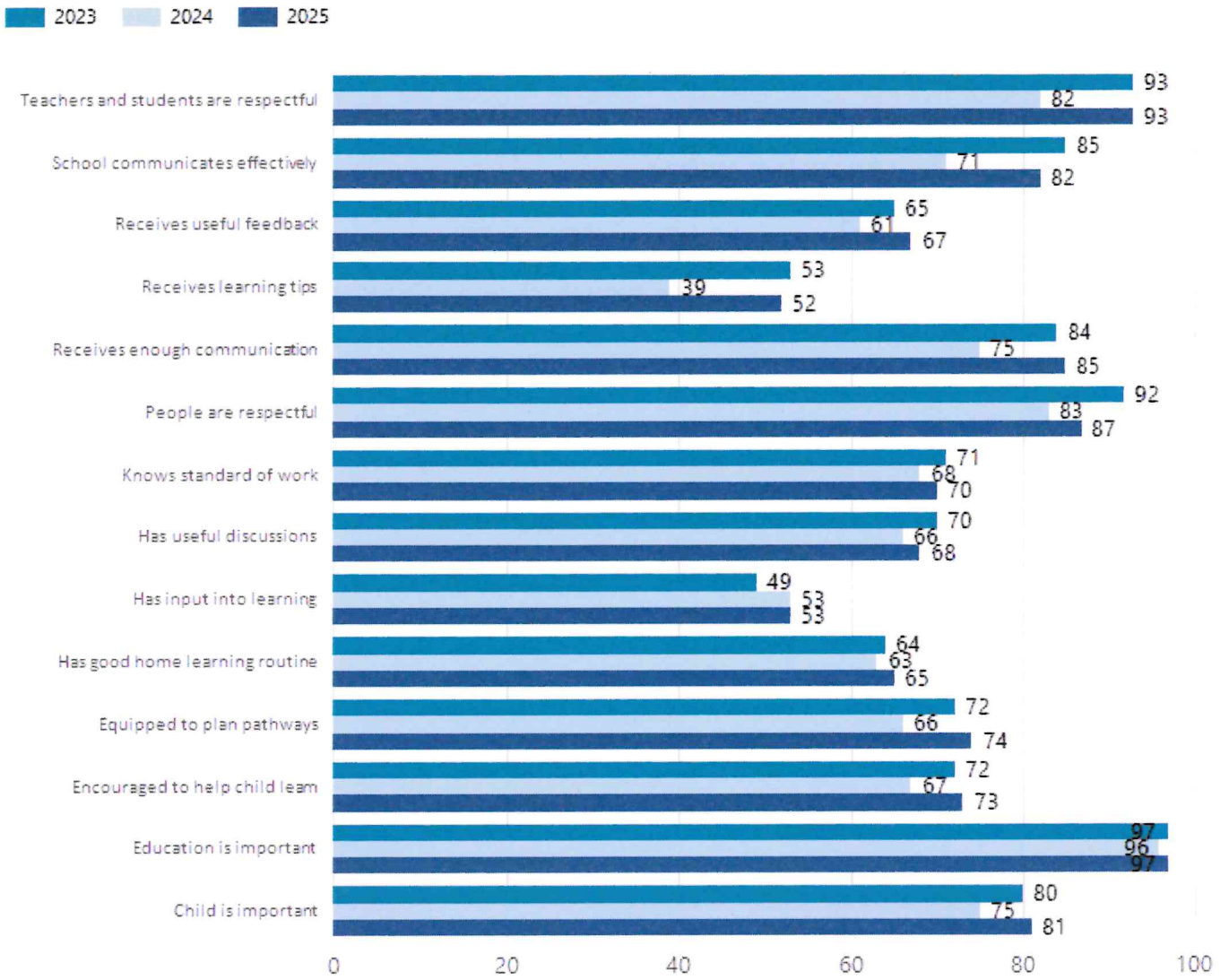
Data Source: Department for Education Attendance Data, Semester 1 Report 2025. A blank cell indicates there we no students enrolled. 'Primary Other' includes students enrolled in specialised education options. 'Secondary Other' includes students who have already spent a year at Year 12 and elected to undertake further study at Year 12.

Attendance Comment

In South Australia, all children and young people must be in school from 6 years to 16 years old. They must attend a government or non-government school full time. From age 16 to 17 however, young people must attend school or an approved learning program (such as an apprenticeship, traineeship, accredited course or university). Schools and parents must encourage and support students to come to school every day. Parents and caregivers must make sure their child is enrolled in a school, and attends school all day and everyday it is open, unless a child is sick or has an approved exemption. Teachers and leaders actively follow up when a student misses school, including recording all absences and non-attendance. All schools in South Australia have local attendance procedures governed under the Education and Children's Services Regulations 2020.

School Parent Opinion Survey Results

Proportion of agree/strongly agree response(%)



Data Source: 2025 Department for Education Parent Opinions Survey, Term 3 2025.

Intended Destination

Leave Reason	Number	%
IS - INTERSTATE	6	38.0%
NG - ATTENDING NON-GOV SCHOOL IN SA	2	13.0%
TG - TRANSFERRED TO SA GOVERNMENT SCHOOL	3	19.0%
U - UNKNOWN	5	31.0%

Data Source: Department for Education Destination Data Report, 2025. Data extract term 3 2025. Data shows recorded destinations for students that left the school in the previous year. Data is uploaded by schools in term 3 and may not reflect final or total figures at time of report creation.

Highest Qualifications held by the teaching workforce and workforce composition

All teachers at this school are qualified and registered with the SA Teachers Registration Board.

Qualification Level	Number of Qualifications
Bachelor's degrees or Diplomas	23
Postgraduate Qualifications	12

Data Source: Data extracted from Mandatory Workforce Information Collections as on the last pay date of June 2025. As self-reported by staff in the system.

Please note: Data includes staff who are Actively employed and on extended paid leave. Please note only the highest qualification of the Teaching staff is reported. Excludes any number of other certifications earned.

Workforce composition including indigenous staff

	Teaching Staff		Non-Teaching Staff	
	Indigenous	Non-Indigenous	Indigenous	Non-Indigenous
Full-Time Equivalents	0.0	30.8	0.0	8.8
Persons	0.0	35.0	0.0	12.0

Data Source: Data extracted from Mandatory Workforce Information Collection as on the last pay date of June 2025.

Please note: Data includes staff who are actively employed and on extended paid leave. "Indigenous category" is self-reported by staff in the system.

Financial Statement

Funding Source	Amount
Grants: State	5414022.94
Grants: Commonwealth	4838
Parent Contributions	229403
Fund Raising	23712.44
Other	N/A

Data Source: School supplied data.

